

# WOLF'S PLUMB BOB NEWS 2010

Issue 10    October 22, 2010

Plumbbob Collectors Meeting Cologne

Editor: Wolf Ruecker

[www.plumbbobcollectors.info](http://www.plumbbobcollectors.info)

## International Plumb Bob Collectors Meeting Cologne 2010

### TABLE OF CONTENTS

0.	INTRODUCTION.....	129
1.	THE HIGH ROOF OF THE COLOGNE CATHEDRAL.....	131
2.	PRESENTATIONS .....	134
3.	TOOL MUSEUM Gerhard Schmitz.....	137
4.	TUTANKAMUN EGYPTIAN EXHIBITION.....	142
5.	ROMAN GERMAN MUSEUM.....	142
6.	NEXT COLLECTORS MEETING 2012.....	143
7.	REMARKS .....	143



### The participants in front of the Cologne Cathedral.

*From left to right .First row: Riccardo Chetoni, Italy; Michel Mailhot, Canada; Ulrich Biber, Germany; Heinrich Vogel, Germany; Dogan Basak, Turkey; Ali Refi Enginsal, Turkey; José Asturias, Guatemala; Second row: Dick Jones, Wales; Jean-Paul Michel, France; Wolf Ruecker, Germany; Gerhard Schmitz, Germany; Laura Chetoni, Italy; Liss Asturias, Guatemala*

## 0. INTRODUCTION

Dear Fellow Collector,  
After the meetings in Istanbul in 2006, in Paris in 2008, this year's biannual meeting was held in Cologne, Germany.

As you can see the participants came from all over the world. They travelled by air, train and automobile, in spite of a hurricane in Costa Rica and a transportation strike in Madrid that hampered the plans of some travellers, all miraculously arrived in Cologne on time. Unfortunately some of our group could not come for different reasons, but I hope they can next meeting in 2012.

Picture right is the official poster for this meeting with the flags of the countries of the participating Collectors and a typical shape of plumb bob of each country.

Everyone had a special identification card with his name and the flag of his country.

3<sup>rd</sup> International Plumb Bob Collectors Meeting  
3. Internationales Senklotsammler Treffen  
1. - 3. Oktober 2010 KÖLN + LANGENFELD

MICHEL MAILHOT



As a small memento of the occasion, all participants received a miniature plumb bob. See picture below with my business card to indicate the scale of these gifts.

**Wolfgang Rucker**  
4 Arten von Werkzeugen in der Sammlung von WOLFGANG RUECKER

Sammler von Senkloten  
Collector of plumb bobs  
Collectionneur de fil à plomb

Schillerstr. 17  
55450 Langenlonsheim  
Deutschland

Tel +49 (0)6704-2148  
email: plumbbobwolf@t-online.de  
Mitglied M-WTCA and EAIA USA

www.senklote.eu  
www.plumbbob.de

Below you will find photos contributed by different collectors. We did not have problems with the capacity of camera memory chips, but by the end of the visit, in the museum of Gerhard Schmitz, the batteries in many cameras were totally exhausted. ☺

Since this report is published in the www I tried to use no private photos for this Plumbbob News.



3. INTERNATIONALES SENKLOTSAMMLER  
TREFFEN 1. - 3. Okt 2010 in KÖLN und LANGENFELD

3rd INTERNATIONAL PLUMB BOB COLLECTORS  
MEETING Oct. 1, - 3, 2010 COLOGNE / Germany


Contact :  
Wolfgang Rucker : plumbbobwolf@t-online.de  
www.plumbbob.de

Below you will find a short introduction to each point in our meeting agenda and some photos to illustrate the high points of interest.

We lodged together in the Kolping Hotel Am Römerturm in the City of Cologne, 10 minutes from the Cathedral and the railway station.

Most of us were already there the evening before the official start, so we had some extra hours to "talk plumb bob".

*Figure right:*  
First impression, the Cathedral of Cologne.





Wolf Ruecker gave information about the different plumb bob shapes produced by the factory Gampper, Alsenz, Germany. More details on demand.

Figure above: Plumb bobs from Gampper, German producer of plumb bobs since more than 100 years. On this picture you see at the left side plumb bobs not shown in the actual catalogue.

Figures below and right: Special edition 1980 by Mercedes for the exhibition „BAUMA '80“ in Munich, Germany as a nickel plated and a gold plated bob with the logo of Mercedes. Beside you find the common zinc-die-cast plumb bob.



Figures right: José Asturias brought us some typical brass plumb bobs in two different shapes with wooden spacer, produced recently in Guatemala.




## 1. THE HIGH ROOF OF THE COLOGNE CATHEDRAL

On the first day, we had a very special guided tour which included the high roof of the Cathedral. The group was limited to 17; that was the maximum capacity of the elevator.


On the figure right you see this elevator that brought us up to the roof.



It was cloudy but dry so we were allowed to walk outside onto the roof where we could see up close the cathedral sculptures and then from this vantage point, all the way down to the central station.



Most visitors and parishioners see the cathedral's extraordinary windows and ornate structural elements from ground floor level only. Our guide brought us up into the gothic arches near ceiling level, a vantage point from which we were able to view the structural elements and statuary up close. We were amazed by the enormity of the scale of these elements. (figures right).





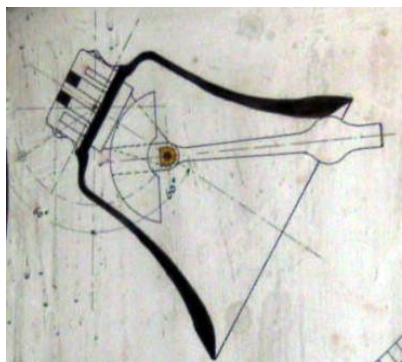
On the photos below you see (from left to right; top down):

- A scale model of the Cathedral;
- Explaining technical details of the bell and clock installations;
- The clock work
- Photos of a big bell with the clapper;
- The big clapper and a small bell;
- Tools of the workers hanging on a wall;
- Large “calipers” (see yellow arrow) employed by the stone carvers to render the sculptures in the correct scale. Remember the pointing system of Borglum used for the 4 Presidents on Mount Rushmore (see Wolf's Plumbbob News 2010-07);



The center of one small tower was the triangulation reference point for the surveyors laying out the “measuring net” in Germany.

The guided tour was nearly two hours and we had to climb a lot of narrow stairs to reach all these lofty vantage points.



Especially for me, as a collector of inclinometers, this indicator for the inclination of one of the bells was of special interest. It was used 1925 and is now “out of order”.

To learn more about the maximum inclination for a bell you will find articles in the www.



## 2. PRESENTATIONS

From the hotel we used a bus to go to Langenfeld 15 miles on the other side of the river Rhine.

The powerpoint presentations were held on Saturday from 9 to 12 in the Kulturelles Forum in Langenfeld.



By the end of November 2010 I will putting all presentations on my web site [www.plumbbobcollectors.info](http://www.plumbbobcollectors.info) on page “meeting Cologne 2010” for download.

**A: Wolf Ruecker:** REVIEW TO THE PREVIOUS MEETINGS.

**B: Riccardo Chetoni** presented his new book about **ITALIAN PLUMB BOBS** in 3 languages Italian, English, German. 138 pages with 300 color photos. Every participant got a book from Rik gratuitously. Thank you.

*If you are interested to buy it, please contact Riccardo by email [riccardo.chetoni@fastwebnet.it](mailto:riccardo.chetoni@fastwebnet.it)*

Figures right: Cover and one page with typical Italian plumb bobs.

### THE AUTHOR:


Riccardo Chetoni was born in Pisa, Italy where he lives and works as a civil engineer specialized in structural calculation. He has studied plumb bobs since the 1980s, researching at the same time both cognitive sources and the related literature.

His collection of over 3000 items is the result of journeys and research throughout the world.


### THE BOOK

Within the context of the specific literature regarding plumb bobs, this book is one of the rare publications on this topic and the only volume dealing with Italian bobs.

The historical evolution and tradition of Italian plumb bobs is studied and documented with more than 300 photographs, which illustrate both large scale manufacture and the more spontaneous and creative production typical of popular art. The plumb bobs photographed in this book all belong to the author's personal collection.



**C: Dogan Basak** talked about THE SUN AND THE PLUMB BOB



**D: José Asturias** presented the ideas that he had while he was creating his COLOGNE MEMORATIVE PLUMB BOB.







### 3. TOOL MUSEUM Gerhard Schmitz

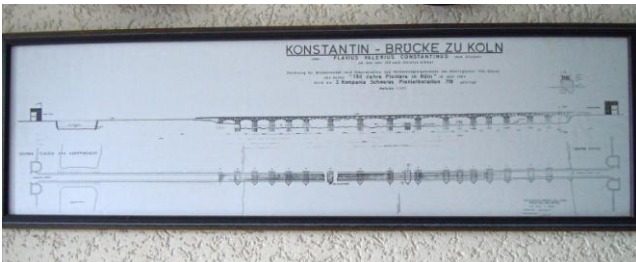
After a walk of 10 minutes we arrived at the Plane-Museum of our Fellow Collector Gerhard Schmitz.

You can read more about this museum and the woodworking tools in WOLF'S PLUMBBOB NEWS 2009-09 on [www.plumbbob.de](http://www.plumbbob.de)



At the entrance of the museum.

On the staircases of the museum we saw an original rod of the old Roman bridge built in 310 AD in Cologne with the iron protector for the tip. See pictures below.



The team of Gerhard Schmitz, his brother Karl and Elisabeth Arnold welcomed us and took great care for our well-being.

After the introduction we visited the huge woodworking collection and after a cup of coffee with special cakes from this region, we had a chance to see all Gerhard's plumb bobs displayed on several boards in various places in the thirteen rooms full of woodworking tools in his house .....



Gerhard presenting special woodworking tools.






Gerhard + Karl Schmitz, Wolf Ruecker



Coffee and special cake

We saw a very small plane (see red arrow) and also a very large one (7 ft 8 in). See yellow arrow.

... and tools EVERYWHERE, ceiling, walls, vitrins,.....




. and hundreds of plumb bobs were hanging everywhere.....

Most of them from Germany, the Netherlands, Belgium and England.

From Riccardo he got some Italian plumb bobs and from José one from Guatemala.







#### 4. TUTANKAMUN EGYPTIAN EXHIBITION

On Sunday most of us visited the Tutankamun exhibition.



And finally the...

#### 5. ROMAN GERMAN MUSEUM

Here we found three Roman plumb bobs



## 6. NEXT COLLECTORS MEETING 2012

We discussed where we will meet us next time.  
Two proposals considered:

- a) In the U.S.A. in cooperation with the MWTCA or the EAIA
- b) or, in ATHENS, GREECE?

The majority voted for ATHENS, Greece, where our friend Elias will help us to prepare the next biannual meeting, autumn 2012.



**ATHENS, we will come in 2012!**

## 7. REMARKS

Thanks to all who helped me with their photos to compile this report.

A very special thank to Gerhard Schmitz and Elisabeth Arnold for the pleasant hours in the woodworking tools museum.

*This is an article of the monthly published WOLF'S PLUMB BOB NEWS that is sent on demand as PDF-file attachment by email. FREE.*

*You can see all former and future publications on my website [www.plumbbobcollectors.info](http://www.plumbbobcollectors.info)*

*The presentations of this meeting will be soon ready for download on our web site.*

*Remarks and contact by email:*

[plumbbobwolf@t-online.de](mailto:plumbbobwolf@t-online.de)

Thank you for your interest!

Wolf Ruecker

**Last but not least:**

A free mason's piece from José with a lot of symbols:

